

S.A.S.S.

BUDDY MATCH



2 BAYS

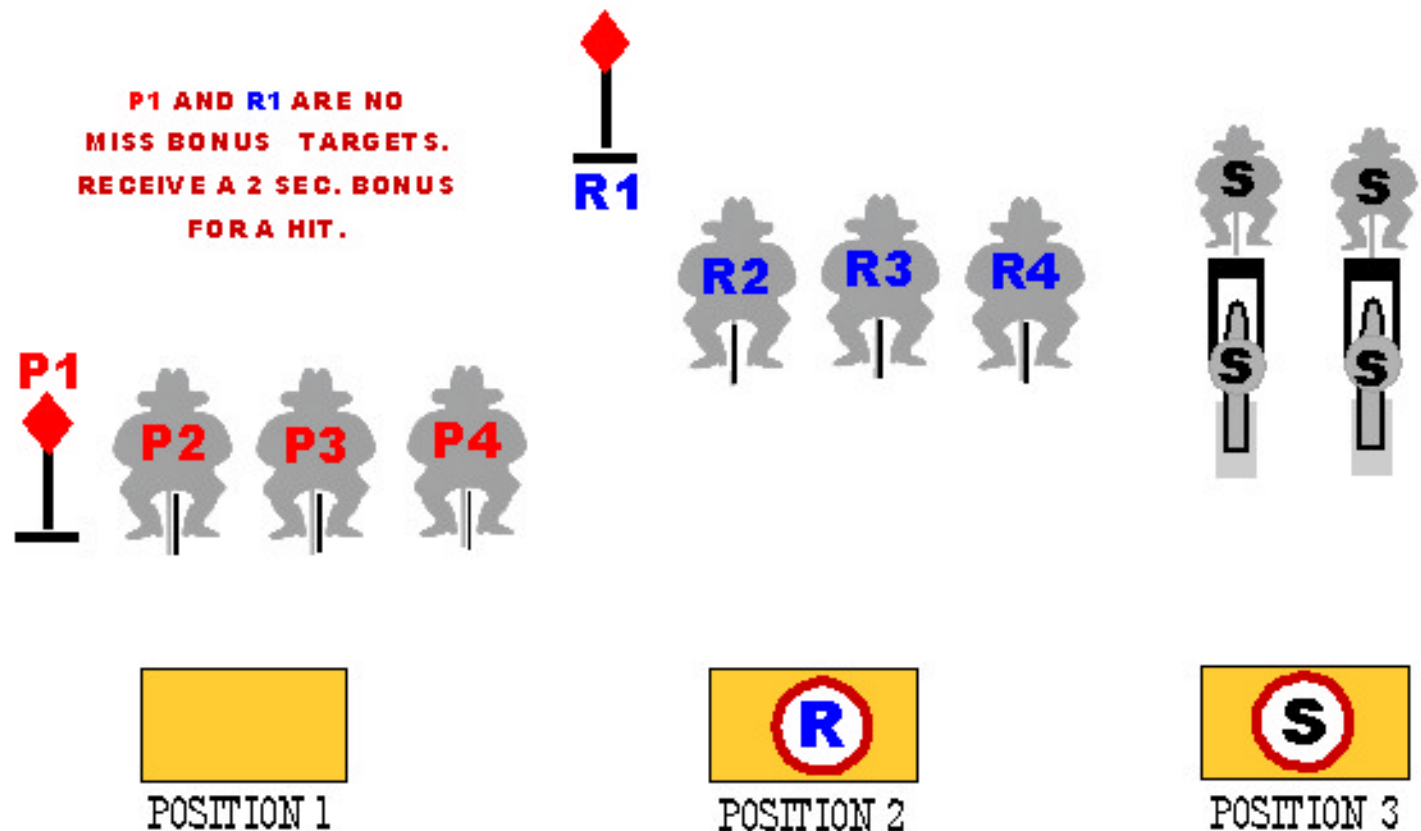
40=R

40=P

16=S

DB/ Clay Hayden

STAGE 1



★ 10 RIFLE 10 PISTOL 4+ SHOTGUN ★

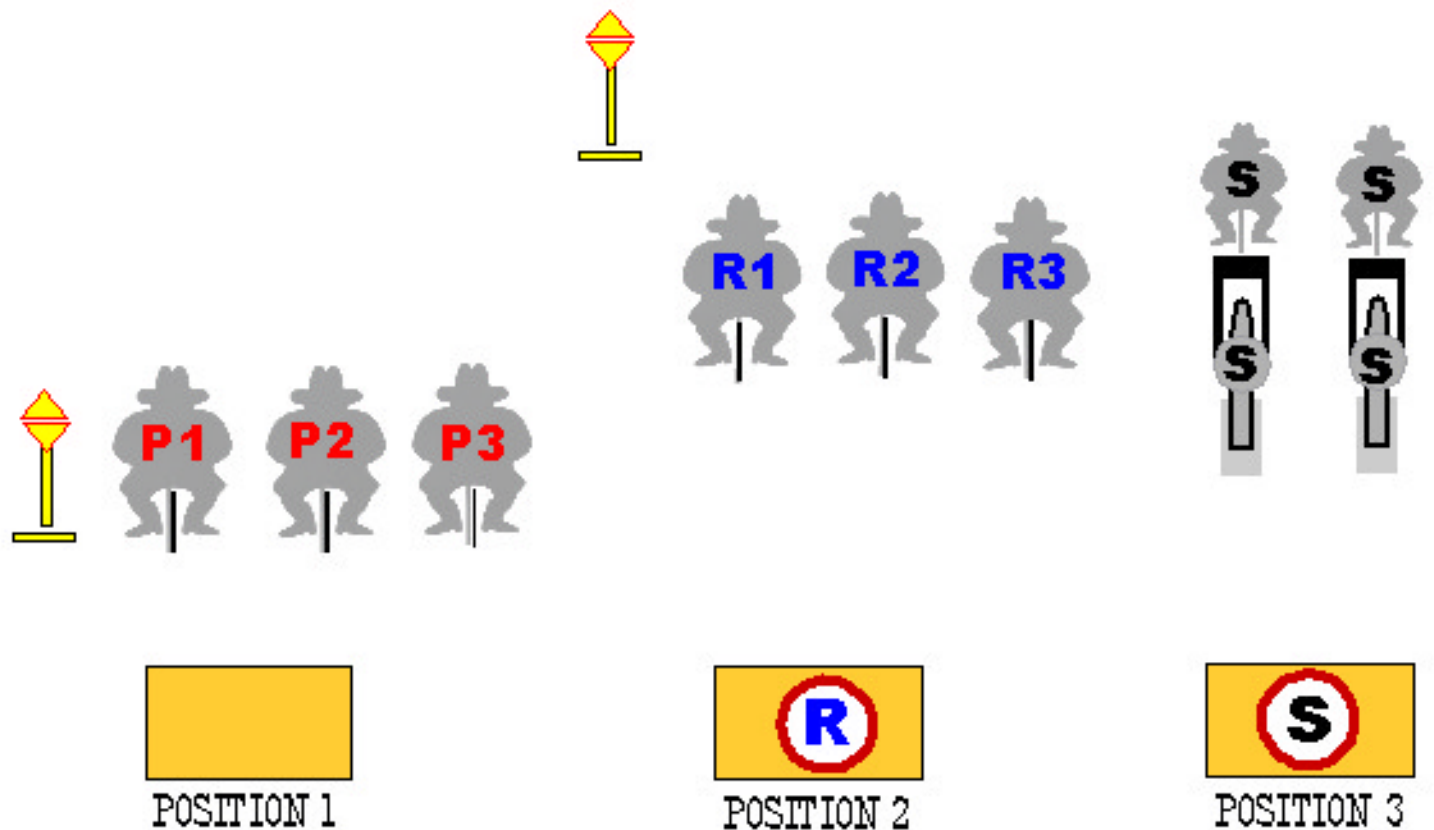
START: STANDING @ POSITION 1 , HANDS RELAXED @ SIDE. RIFLE, LOADED WITH 10. STAGED @ POSITION 2. PISTOLS LOADED WITH 5 ROUNDS EACH AND HOLSTERED. SHOTGUN OPEN AND EMPTY STAGED @ POSITION 3,

WHEN READY SAY: "THIS AIN'T DODGE CITY AND YOU AIN'T BILL HICKOCK"

AT THE BEEP: WITH PISTOLS ENGAGE TARGETS 1 ON 1, 2 ON 2, 3 ON 3, 4 ON 4. MOVE TO POSITION 2. WITH RIFLE ENGAGE SAME AS PISTOL. MAKE RIFLE SAFE. MOVE TO POSITION 3 AND WITH SHOTGUN ENGAGE 4 KNOCK-DOWNS, ANY ORDER.

..... STAGE OVER.

STAGE 2



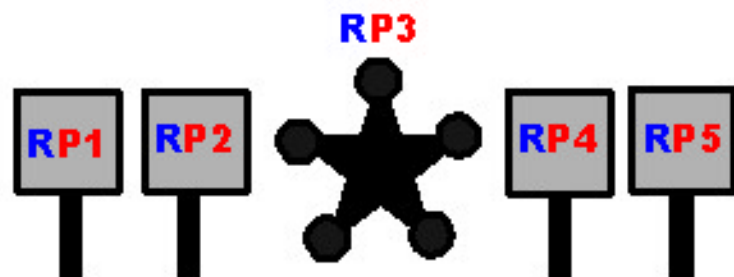

★ 10 RIFLE 10 PISTOL 4+ SHOTGUN ★

START: STANDING @ POSITION 3 , HANDS ON BELT. RIFLE, LOADED WITH 10. STAGED @ POSITION 2. PISTOLS LOADED WITH 5 ROUNDS EACH AND HOLSTERED. SHOTGUN OPEN AND EMPTY STAGED @ POSITION 3.

WHEN READY SAY: "YOU SHOULDN'TA DONE THAT"

AT THE BEEP: WITH SHOTGUN ENGAGE 4 KNOCK-DOWNS, ANY ORDER. MAKE SHOTGUN SAFE. MOVE TO POSITION 2 WITH RIFLE ENGAGE TARGETS 1,2, 1,2,3, 1,2,3, 1,2. MAKE RIFLE SAFE. MOVE TO POSITION 1 AND WITH PISTOLS ENGAGE SAME AS RIFLE. **STAGE OVER.**

STAGE 3



POSITION 3



POSITION 2



POSITION 1



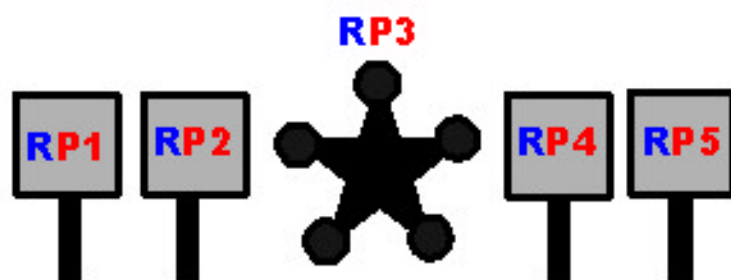
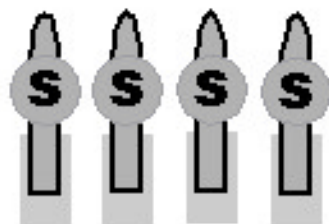
★ 10 RIFLE 10 PISTOL 4+ SHOTGUN ★

START: STANDING @ POSITION 1, WITH RIFLE IN BOTH HANDS LOADED WITH 10 ROUNDS. TWO PISTOLS LOADED WITH 5 ROUNDS EACH HOLSTERED. SHOTGUN OPEN AND EMPTY STAGED @ POSITION 3

WHEN READY SAY: "MAKE WAY"

AT THE BEEP: WITH RIFLE ENGAGE THE TARGETS STARTING FROM THE LEFT ONCE EACH IN THIS ORDER 1,2, STAR 4,5, 5,4, STAR 2,1. THEN MOVE FORWARD TO POSITION 2. MAKE RIFLE SAFE ON TABLE. THEN WITH PISTOLS REPEAT SAME PATTERN AS RIFLE, RETURN PISTOLS TO HOLSTER. MOVE TO POSITION 3 AND WITH SHOTGUN ENGAGE THE 4 SHOTGUN TARGETS, ANY ORDER..... **STAGE OVER.** (EACH PLATE OFF STAR COUNTS AS A 1 SEC BONUS, THE STAR IS A NO MISS TARGET)

STAGE 4



POSITION 3



POSITION 2



POSITION 1



★ 10 RIFLE 10 PISTOL 4+ SHOTGUN ★

START: STANDING @ POSITION 1, WITH RIFLE @ LOW PORT, LOADED WITH 10 ROUNDS. TWO PISTOLS LOADED WITH 5 ROUNDS EACH HOLSTERED. SHOTGUN OPEN AND EMPTY STAGED @ POSITION 3

WHEN READY SAY: DOIN' RIGHT AIN'T GOT NO END"

AT THE BEEP: WITH RIFLE ENGAGE TARGETS 1,2, 1,2, STAR, STAR, 4,5, 4,5. THEN MOVE FORWARD TO POSITION 2 AND MAKE RIFLE SAFE ON TABLE. THEN WITH PISTOLS REPEAT SAME PATTERN AS RIFLE, RETURN PISTOLS TO HOLSTER. MOVE TO POSITION 3 AND WITH SHOT GUN ENGAGE THE 4 SHOTGUN TARGETS, ANY ORDER..... **STAGE OVER.** (EACH PLATE OFF STAR COUNTS AS A 1 SEC BONUS, THE STAR IS A NO MISS TARGET)